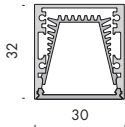


A surface or suspended modular system for interior or exterior use in white or Matt silver oxidized extruded or now anodized Black aluminium, complete with polycarbonate diffuser, available in 3m join-able lengths that can but either factory cut to the nearest millimeter or field cut.

The Led engines available go from 4.8w/m to 21w/ m 24v CSA certified for remote driver class II. Surface mounted canopy drivers available upon request,



C2 Profile with integrated optimizing reflector and high transmittance lens



F6.194.90	silver 3m + led support + polycarbonate	2,10
F6.194.91	white 3m + led support + polycarbonate	2,10
F6.194.92	black 3m + led support + polycarbonate	2,10

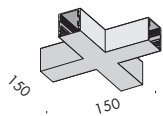
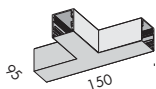
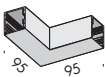
LED options	Color Temp
4.8w/m	2700°k
9.6w/m	3000°k
14.5w/m	3500°k
17.2w/m	3500°k
(DTW only)	4000°k
	Dim to Warm

Standard is
IP20, custom
IP65
available
upon request

*All profiles are either fully assembled in North America or can be bulk purchased for site assembly (custom colors available upon request with a minimum set up charge and MOQ

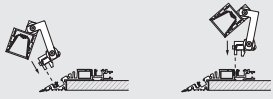
**suitable for outdoor use with the proper LED engine and certified IP68 tape.

** All installations must conform to UL and CSA class 2 installations using remote 24v TRIac / ELV or 0-10v Certified encased driver

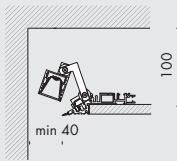


coupler.		i
F9.130.82	"L" coupler silver matt	0,2
F9.130.86	black "L" coupler	0,2
F9.130.92	white "L" coupler	0,2
F9.130.83	"T" coupler silver matt	0,2
F9.130.87	black "T" coupler	0,2
F9.130.93	white "T" coupler	0,2
F9.130.84	"+" coupler silver matt	0,3
F9.130.88	black "+" coupler	0,3
F9.130.94	white "+" coupler	0,3

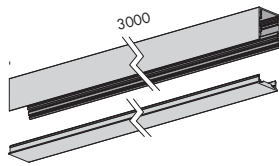
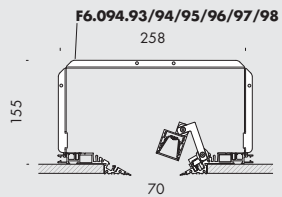
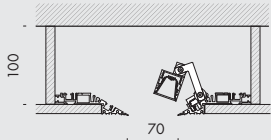
example of installation



wallwasher installation example



example of installation over an opening 70mm



accessories.

F6.130.98	empty matt silver profile with cover	3000mm	2,3	
F6.130.95	empty white profile with cover	3000mm	2,3	
F6.130.99	empty matt black profile with cover	3000mm	2,3	
F9.130.81	closing caps silver matt			0,1
F9.130.89	black closing caps			
F9.130.91	white closing caps			
F9.131.01	pair of stainless steel linear joints + grub screws			0,1
F9.131.02	switch			0,02